


.....	1
.....	5
.....	14
.....	15
.....	I-1
.....	EGM-1

2022 1 24

1820

2023 12 31

2020 12 29




2020 12

29

2002 7 3

2022 3 2



PMHC 30%

2022 1 24

2022 1 1 2024 12 31

14.07


PMGHC Pacific Millennium Global Holdings Corporation

PMHC 189,488,200
63.02%

571

0.01

%



1.188 1.0



PACIFIC MILLENNIUM PACKAGING GROUP CORPORATION

: 1820

PO Box 472
2nd Floor, Harbour Place
103 South Church Street
George Town
Grand Cayman KY1-1106
Cayman Islands

89

21 2104

2020 12 29

2021 1 27

2020 12 29

2021 1 1

2022 1 24

2024 12 31

(ii)

(iv)

(iii)

(i)


2022 1 24

2022 1 24

(i)

(ii)

2024 12 31



(i)

(iii)

(ii)

(a)

(b)

(a)

(b)

(c)

(a)

(a)

(b)

(c)

(d)

2019	2020	2021	2021	2022	2023
12 31	12 31	12 31	12 31	12 31	12 31
89.5	86.8	66.3	67.0	67.0	67.0
106.3	103.1	78.8	79.6	79.6	79.6

(1)

(2)

	2019	12	31	2020	12	31	2021	12	31	
				101.9			5.4			48.0
	205.2		6.4		57.0			2019	12	31

2020 12 31

2021 12 31

	2022	2023	2024
	12 31	12 31	12 31

1 2 3

140.0 82.0 94.0

166.3 97.4 111.7

:

1. 2022 12 31
48.0
2022 12 31

(i) 2021 12 31
57.0

(ii)

2022 12 31

2. 2023 12 31

2023 12 31

3. 2024 12 31

2024 12 31

Stone Tan China 5% 39%
 PMGHC 80%
 20%
 30% TCC Entrepreneur Trust TCC Education Trust
 60% 40%

China PMGHC Stone Tan China Stone Tan
 192,424,200 61.0% PMGHC
 64% 80%
 14A
 5% 10 14A

398 2 2 2022 3 29 9 EGM-1
EGM-2 A

17M

183
48

PMHC

PMHC

PMHC

2022 3 29

2022 3 24

2022 3 23

183

17 1712 1716

2022 3 8



PACIFIC MILLENNIUM PACKAGING GROUP CORPORATION

: 1820

2022 3 8

15 25

5 13

2022 3 8



建泉融資有限公司
VBG Capital Limited

39

18

2022 3 8

2020 12 29

2021 1 27

2021 1 1
67.0

2023 12 31

2022 1 24

2024 12 31

14A

(i)

(ii)

(iii)

PMGHC PMHC

2024 12 31

1.

25

2020 12 31

2,000

2018 12 10

2018 11 30

262.5


44.4

2019

2021

2020

138.2



2021

2021 9

2022

2015

Reportlinker
(Global and China Financial
Leasing Industry Report, 2020 to 2026) (https://www.reportlinker.com/p05779380/Global-and-China-Financial-Leasing-Industry-Report.html?utm_source=PRN)

	2019	12,130			
2020	2026	80	353	51.6%	
2019			66,540		
	2026		13		
					2000

2020 6

The
Provisional Rules on
Leasing Companies for
Financing Purpose

2018 5

The
Adjustments to the
Duties of
Administration of
Financial Leasing
Companies, Commercial
Factoring Companies
and Pawnshops

2017 6

Resolutely Curbing the
Illegal Financing of the
Local Governments in
the Name of
Government
Procurement of
Services

2015 9

Guiding Opinions of
Accelerating the
Development of the
Financial Leasing
Industry

2013 9

The
Measures for the
Supervision and
Administration of
Financial Leasing
Enterprises

- (i)
- (ii)

2.

2022 1 24

- (1)
- (2)

2024 12 31

(i)

(ii)

(iii)

(a)

(b)

(i)

		2019	2021
	(ii)		
2021	11	24	2022 1 23

(www.hkex.com.hk)

38

(i)

(ii)

(iii)

(i)

(ii)

3.

2022 2023 2024 12 31

2022					140.0
2023					82.0
2024					94.0

(i)

(ii)

2022 2023 2024

2022 2022
2022 2022
2021 12 31 2022
2022 49 %
51 %

2023 2024

inline flexographic folder gluer

flexographic printers

20 40 30

(2020) <https://dzswgf.mofcom.gov.cn/news/5/2021/9/1631698018580.html>

2020

11.8

10.9 %

47

<http://www.gov.cn/xinwen/>

2021-02/03/5584518/files/bd16adb558714132a829f43915bc1c9e.pdf

2020

782
2020
file/2020/11/20201208171414567.pdf

79.1 %
[https://www.caitec.org.cn/upfiles/](https://www.caitec.org.cn/upfiles/2020)
2020 COVID-19

2021
2019
2022 2023 2024
2019 1 1
16 2022 2023
2024

2022 2023 2024 2022

4.

(i) 2024 12 31 14A.53 14A.55
(ii)
(iii)

14A.56

2019 2020

(i)

(ii)

2022 3 8

1.

2.

	XV	7	8	XV		(i)
					(ii)	
352					(iii)	
10						
						1
					15,578,800 (L)	5.18%
			2		2,254,000 (L)	0.75%
					1,445,000 (L)	0.48%

:

(1) L

(2) 15,578,800

(i) XV
XV 7 8

	(ii)	352		
	(iii)			
3.				336
			XV	2 3
				1
PMHC			189,488,200 (L)	63.02%
			192,424,200 (L)	64.00%
Elite Age International Limited Elite Age 3			192,424,200 (L)	64.00%
Star Concord Worldwide Limited Star Concord 3			192,424,200 (L)	64.00%
Ample Bright Management Limited Ample Bright 4			192,424,200 (L)	64.00%
Fortune China Resources Limited Fortune China 4			192,424,200 (L)	64.00%

4.

5.

6.

2020 12 31

7.

1

6

(i)

(ii)

2020 12 31

8.

2020 12 31

9.

PO Box 472, 2nd Floor, Harbour Place, 103 South Church
Street, George Town, Grand Cayman KY1-1106, Cayman Islands

89

21 2104

183

17 1712 1716

10.

14

<http://www.hkexnews.hk>

<http://www.pmpgc.com>

(a)

(b)

(c)

(d)



PACIFIC MILLENNIUM PACKAGING GROUP CORPORATION

: 1820

2022 3 29 9
398 2 2 A

(i)
2022 1 24
2022 12 31 140.0 (ii)
2023 12 31 82.0 166.3
97.4 2024 12 31 94.0
111.7 (iii)

2022 3 8

(1)

(2)

48

183

17M

(3)

3 29

2022 3 24

2022

2022 3 23

183

17 1712 1716

(4)

(5)

1.188

1.0